

Nanopublication — Computational Image Analysis - AQC0417

by Arnaud Quercy · The lady at the café, Paris · 2023














Claim 1: Computational Image Analysis - AQC0417

Analysis record [3]: The [1] lady at the café, Paris (AQC0417) [2] by Arnaud Quercy [2]. Method: k-means. Parameters: 10 colors. Metrics: color distribution, texture, brightness, spatial patterns. Completed: 2026-02-04.

CONTEXT

Analysis performed according to MMIDS-CMP-2025 [3] includes four metric categories: (1) Color distribution via k-means (10 colors), (2) Texture analysis using Haralick features, (3) Brightness and contrast measurements, (4) Spatial pattern characterization. Source image [5]: 1536x2048 pixels. Analysis date: 2026-02-04.

COLOR ANALYSIS

Rank	Color Hex	%	Family	Name
1		21.1008	red-orange	very dark gray
2		D77341 13.7	orange	peru
3		D89150 12.7	orange	sandybrown
4		CC652B 12.3	orange	chocolate
5		25273B 11.3	violet	very dark gray
6		A04423 9.0	orange	burnt sienna
7		464C5B 7.0	blue-violet	grayish purple
8		717950 6.6	yellow-green	dimgray
9		71311A 6.4	orange	russet
10		E1A774 4.0	orange	darksalmon
11		957A85 0.3	red	dusty mauve [Accent]
12		AC8E41 0.3	yellow-orange	peru [Accent]
13		AEA162 0.3	yellow	ochre [Accent]

Color Families:

Family	%
orange	58.1
red-orange	17.0
violet	11.3
blue-violet	7.0
yellow-green	6.6
red	0.3
yellow-orange	0.3
yellow	0.3

Accent Colors:

Hex	Family	Name	Chroma
957A85	red	dusty mauve	12.2
AC8E41	yellow-orange	peru	44.0
AEA162	yellow	ochre	34.2

TEXTURE ANALYSIS

Metric	Value
Global Roughness	0.202
Mean Local Roughness	0.006
Roughness Uniformity	0.012
Edge Density	0.013
Mean Gradient Magnitude	0.056
Gradient Variance	0.027
Gradient Smoothness	0.0
Directional Coherence	0.253
Pattern Complexity	0.095
Pattern Repetition	1.0
Detail Frequency Ratio	0.568
Spatial Variation	0.091
Texture Consistency	0.772

BRIGHTNESS & CONTRAST ANALYSIS

Metric	Value
Mean Brightness	0.375
Brightness Variance	0.202
Brightness Uniformity	0.461
Brightness Skewness	-0.155
Brightness Entropy	7.399
Rms Contrast	0.202
Michelson Contrast	1.0
Weber Contrast	0.869
Mean Local Contrast	0.007
Contrast Uniformity	0.0
Dynamic Range	0.863
Effective Dynamic Range	0.6
Shadow Percentage	41.55
Midtone Percentage	53.97
Highlight Percentage	4.48
Shadow Clipping	0.0
Highlight Clipping	0.0
Tonal Balance	0.17
Fine Contrast	0.003
Medium Contrast	0.009
Coarse Contrast	None
Multiscale Contrast Ratio	1.0
Edge Contrast	0.056
Contrast Clustering	0.228

SPATIAL DISTRIBUTION ANALYSIS

Metric	Value
Spatial Coherence	0.714
Color Clustering	0.59

Metric	Value
Color Transition Smoothness	0.818
Transition Uniformity	0.788
Sharp Transition Ratio	0.1
Transition Directionality	0.233
Mean Saturation	0.634
Saturation Variance	0.039
Low Saturation Ratio	0.066
Medium Saturation Ratio	0.479
High Saturation Ratio	0.454
Saturation Clustering	0.999
Hue Concentration	0.683
Complementary Balance	0.092
Analogous Dominance	0.798
Temperature Bias	0.717

Methodology

This analysis employs standardized computational methods for objective image characterization. Color extraction uses k-means clustering algorithm. Texture analysis applies Haralick feature extraction. Brightness metrics include mean, variance, and distribution analysis. Spatial patterns are characterized through coherence and clustering measurements. All methods are deterministic and reproducible. Analysis performed by Multimodal Institute's computational imaging systems.

REFERENCES

- [1] Arnaud Quercy (2023). The lady at the café, Paris — Catalog raisonné. <https://arnaudquercy.art/en/catalogue-raisonne/AQC0417.html>
- [2] Quercy, A. (2025). Untitled - Gallery. https://artquamanima.com/en/artworks/2023/01/the-lady-at-the-cafe-paris_4qe.html
- [3] Quercy, A. (2025). Computational Image Analysis Standard - MMIDS-CMP-2025 h <https://multimodal.institute/en/publications/2025/11/mmids-cmp-2025-computational-image-analysis-standard-dg1.html>

EPISTEMIC PROFILE

Claim type computational analysis

Voice third person

Epistemic status empirical measurement

Methodology computational analysis

Certainty high

CHECKSUM (SHA-256)

385c60a4ff54b53ab009bcedcb9795976293f561b18b4afec3056877ec6-ab705

Artist Arnaud Quercy

Date 2023

Collection City of Lights, Shadows of Thoughts

Certificate 20231231-0004

Asset code AQC0417

Version 1

Published 2026-04-09

© 2026 Multimodal Institute

Published by: Art Quam Anima Publishing New York LLC — publishing.artquamanima.com

Date of publication: 2026-04-09

Persistent URI: <https://multimodal.institute/en/nanopubs/2026/02/AQC0417-computational-image-analysis-aqc0417.pdf>

Content available under Creative Commons Attribution-NonCommercial 4.0 License (CC BY-NC 4.0)