

# Nanopublication — Computational Image Analysis - AQC0497

by Arnaud Quercy · Eternal Encompassing · 2023















## Claim 1: Computational Image Analysis - AQC0497

The artwork Eternal [1] Encompassing (AQC0497) [2] by Arnaud Quercy [2] underwent comprehensive computational analysis [3] on 2025-12-17. Method: k-means clustering with 10 colors extracted. Metrics documented: color distribution, texture analysis, brightness/contrast, spatial patterns.

### CONTEXT

Analysis performed according to MMIDS-CMP-2025 [3] includes four metric categories: (1) Color distribution via k-means (10 colors), (2) Texture analysis using Haralick features, (3) Brightness and contrast measurements, (4) Spatial pattern characterization. Source image [5]: 2754x3672 pixels. Analysis date: 2025-12-17.

### COLOR ANALYSIS

Rank	Color Hex	%	Family	Name
1		CB302D 29.8	red-orange	firebrick
2		D0404F 15.4	red-orange	indianred
3		6E2729 12.8	red-orange	russet
4		992627 9.4	red-orange	brown
5		4F1D1F 8.5	red-orange	very dark red
6		251F2B 7.1	violet	very dark gray
7		A5434C 6.6	red-orange	burnt sienna
8		E6D3BB 6.0	yellow-orange	wheat
9		507EA6 2.5	blue-violet	grayish purple
10		CCA27F 2.0	orange	tan
11		D8C55C 0.3	yellow	ochre [Accent]
12		519AC4 0.3	blue	steelblue [Accent]
13		7B5F71 0.3	red-violet	dusty mauve [Accent]
14		9F7581 0.3	red	gray [Accent]

### Color Families:

Family	%
red-orange	82.5
violet	7.1
yellow-orange	6.0
blue-violet	2.5
orange	2.0
yellow	0.3
blue	0.3
red-violet	0.3
red	0.3

### Accent Colors:

Hex	Family	Name	Chroma
D8C55C	yellow	ochre	54.3
519AC4	blue	steelblue	30.7
7B5F71	red-violet	dusty mauve	16.2
9F7581	red	gray	18.0

### TEXTURE ANALYSIS

Metric	Value
Global Roughness	0.163
Mean Local Roughness	0.016
Roughness Uniformity	0.012
Edge Density	0.012
Mean Gradient Magnitude	0.1
Gradient Variance	0.017
Gradient Smoothness	0.0
Directional Coherence	0.004
Pattern Complexity	0.134
Pattern Repetition	1.0
Detail Frequency Ratio	0.628
Spatial Variation	0.112
Texture Consistency	0.195

### BRIGHTNESS & CONTRAST ANALYSIS

Metric	Value
Mean Brightness	0.359
Brightness Variance	0.163
Brightness Uniformity	0.545
Brightness Skewness	1.372
Brightness Entropy	6.874
Rms Contrast	0.163
Michelson Contrast	1.0
Weber Contrast	0.633
Mean Local Contrast	0.015
Contrast Uniformity	0.194
Dynamic Range	0.996
Effective Dynamic Range	0.667
Shadow Percentage	39.005
Midtone Percentage	54.023
Highlight Percentage	6.971
Shadow Clipping	0.0
Highlight Clipping	0.0
Tonal Balance	0.0
Fine Contrast	0.012
Medium Contrast	0.019
Coarse Contrast	0.022
Multiscale Contrast Ratio	0.554
Edge Contrast	0.1

Metric	Value
Contrast Clustering	0.805

## SPATIAL DISTRIBUTION ANALYSIS

Metric	Value
Spatial Coherence	0.778
Color Clustering	0.541
Color Transition Smoothness	0.747
Transition Uniformity	0.882
Sharp Transition Ratio	0.1
Transition Directionality	0.009
Mean Saturation	0.649
Saturation Variance	0.03
Low Saturation Ratio	0.077
Medium Saturation Ratio	0.412
High Saturation Ratio	0.511
Saturation Clustering	0.999
Hue Concentration	0.873
Complementary Balance	0.041
Analogous Dominance	0.924
Temperature Bias	0.874

## Methodology

This analysis employs standardized computational methods for objective image characterization. Color extraction uses k-means clustering algorithm. Texture analysis applies Haralick feature extraction. Brightness metrics include mean, variance, and distribution analysis. Spatial patterns are characterized through coherence

and clustering measurements. All methods are deterministic and reproducible. Analysis performed by Multimodal Institute's computational imaging systems.

## REFERENCES

- [1] Arnaud Quercy (2023). Eternal Encompassing — Catalog raisonné. <https://arnaudquercy.art/en/catalogue-raisonne/AQC0497.html>
- [2] Quercy, A. (2025). Untitled - Gallery. [https://artquamanima.com/en/artworks/2023/01/eternal-encompassing\\_5li.html](https://artquamanima.com/en/artworks/2023/01/eternal-encompassing_5li.html)
- [3] Quercy, A. (2025). Computational Image Analysis Standard - MMIDS-CMP-2025 h <https://multimodal.institute/en/publications/2025/11/mmids-cmp-2025-computational-image-analysis-standard-dg1.html>

## EPISTEMIC PROFILE

<b>Claim type</b>	computational analysis
<b>Voice</b>	third person
<b>Epistemic status</b>	empirical measurement
<b>Methodology</b>	computational analysis
<b>Certainty</b>	high

## CHECKSUM (SHA-256)

21bcde7449ecacc0c23e10c90dfefb0a3fb2fde6ca8919265d1e938202b-b21453

<b>Artist</b>	Arnaud Quercy
<b>Date</b>	2023
<b>Collection</b>	Transcendence
<b>Certificate</b>	20231231-0084
<b>Asset code</b>	AQC0497
<b>Version</b>	1
<b>Published</b>	2026-04-09