

Nanopublication — Computational Image Analysis - AQC0520

by Arnaud Quercy · D Major9 - Research on Harmony · 2024













Claim 1: Computational Image Analysis - AQC0520

The artwork D Major9 - Research [1] on Harmony (AQC0520) [2] by Arnaud Quercy [2] underwent comprehensive computational analysis [3] on 2026-02-04. Method: k-means clustering with 10 colors extracted. Metrics documented: color distribution, texture analysis, brightness/contrast, spatial patterns.

CONTEXT

Analysis performed according to MMIDS-CMP-2025 [3] includes four metric categories: (1) Color distribution via k-means (10 colors), (2) Texture analysis using Haralick features, (3) Brightness and contrast measurements, (4) Spatial pattern characterization. Source image [5]: 2504x3338 pixels. Analysis date: 2026-02-04.

COLOR ANALYSIS

Rank	Color Hex	%	Family	Name
1		DDB72C 14.8	yellow-orange	goldenrod
2		2E3231 14.5	gray	darkslategray
3		BE8536 13.4	orange	peru
4		797F7B 12.5	gray	gray
5		AA7029 9.8	orange	burnt sienna
6		D4AB7A 7.4	yellow-orange	tan
7		ECD5B5 7.4	yellow-orange	wheat
8		D39B4A 7.1	yellow-orange	sandybrown
9		E0BF95 7.1	yellow-orange	burlywood
10		414544 6.1	gray	darkslategrey
11		1C0D07 0.3	red-orange	black [Accent]
12		7E733B 0.3	yellow	olivedrab [Accent]

Color Families:

Family	%
yellow-orange	43.7
gray	33.1
orange	23.2
red-orange	0.3
yellow	0.3

Accent Colors:

Hex	Family	Name	Chroma
1C0D07	red-orange	black	7.8
7E733B	yellow	olivedrab	32.2

TEXTURE ANALYSIS

Metric	Value
Global Roughness	0.203

Metric	Value
Mean Local Roughness	0.018
Roughness Uniformity	0.018
Edge Density	0.087
Mean Gradient Magnitude	0.168
Gradient Variance	0.04
Gradient Smoothness	0.0
Directional Coherence	0.017
Pattern Complexity	0.104
Pattern Repetition	1.0
Detail Frequency Ratio	0.622
Spatial Variation	0.143
Texture Consistency	0.492

BRIGHTNESS & CONTRAST ANALYSIS

Metric	Value
Mean Brightness	0.545
Brightness Variance	0.203
Brightness Uniformity	0.627
Brightness Skewness	-0.454
Brightness Entropy	7.288
Rms Contrast	0.203
Michelson Contrast	1.0
Weber Contrast	0.735
Mean Local Contrast	0.021
Contrast Uniformity	0.122
Dynamic Range	1.0
Effective Dynamic Range	0.647
Shadow Percentage	20.133
Midtone Percentage	44.05
Highlight Percentage	35.817
Shadow Clipping	0.0
Highlight Clipping	0.003
Tonal Balance	0.035
Fine Contrast	0.009
Medium Contrast	0.027
Coarse Contrast	0.045
Multiscale Contrast Ratio	0.195
Edge Contrast	0.168
Contrast Clustering	0.508

SPATIAL DISTRIBUTION ANALYSIS

Metric	Value
Spatial Coherence	0.714
Color Clustering	0.494
Color Transition Smoothness	0.574
Transition Uniformity	0.74

Metric	Value
Sharp Transition Ratio	0.1
Transition Directionality	0.019
Mean Saturation	0.431
Saturation Variance	0.092
Low Saturation Ratio	0.411
Medium Saturation Ratio	0.261
High Saturation Ratio	0.327
Saturation Clustering	1.0
Hue Concentration	0.993
Complementary Balance	0.0
Analogous Dominance	0.999
Temperature Bias	0.999

Methodology

This analysis employs standardized computational methods for objective image characterization. Color extraction uses k-means clustering algorithm. Texture analysis applies Haralick feature extraction. Brightness metrics include mean, variance, and distribution analysis. Spatial patterns are characterized through coherence and clustering measurements. All methods are deterministic and reproducible. Analysis performed by Multimodal Institute's computational imaging systems.

REFERENCES

- [1] Arnaud Quercy (2024). D Major9 - Research on Harmony — Catalog raisonné. <https://arnaudquercy.art/en/catalogue-raisonne/AQC0520.html>
- [2] Quercy, A. (2024). D Major9 - Research on Harmony - Gallery. https://artquamanima.com/en/artworks/2024/01/d-major9-research-on-harmony_5ug.html
- [3] Quercy, A. (2025). Computational Image Analysis Standard - MMIDS-CMP-2025 h <https://multimodal.institute/en/publications/2025/11/mmids-cmp-2025-computational-image-analysis-standard-dg1.html>

EPISTEMIC PROFILE

Claim type computational analysis

Voice third person

Epistemic status empirical measurement

Methodology computational analysis

Certainty high

CHECKSUM (SHA-256)

3a19fee96e91dfd938a980dd-
f706b88c35174f0490466c45b1c4d50b3b9c34af

Artist Arnaud Quercy

Date 2024

Collection Synesthetic Explorations

Certificate 20240220-0016

Asset code AQC0520

Version 1

Published 2026-02-03

© 2026 Multimodal Institute

Published by: Art Quam Anima Publishing New York LLC — publishing.artquamanima.com

Date of publication: 2026-04-20

Persistent URI: <https://multimodal.institute/en/nanopubs/2026/02/AQC0520-computational-image-analysis-aqc0520.pdf>

Content available under Creative Commons Attribution-NonCommercial 4.0 License (CC BY-NC 4.0)