

# Nanopublication — Computational Image Analysis - AQC0547

by Arnaud Quercy · Voyage · 2024















## Claim 1: Computational Image Analysis - AQC0547

The artwork Voyage [1] (AQC0547) [2] by Arnaud Quercy [2] underwent comprehensive computational analysis [3] on 2026-02-04. Method: k-means clustering with 10 colors extracted. Metrics documented: color distribution, texture analysis, brightness/contrast, spatial patterns.

### CONTEXT

Analysis performed according to MMIDS-CMP-2025 [3] includes four metric categories: (1) Color distribution via k-means (10 colors), (2) Texture analysis using Haralick features, (3) Brightness and contrast measurements, (4) Spatial pattern characterization. Source image [5]: 1487x1983 pixels. Analysis date: 2026-02-04.

### COLOR ANALYSIS

Rank	Color Hex	%	Family	Name
1		B5B1AA 26.1	gray	steel gray
2		CDCAC2 20.4	white	silver
3		916847 9.8	orange	burnt sienna
4		93950F 9.3	yellow	olive
5		655B74 8.4	violet	dusty mauve
6		8B8B93 7.5	gray	dusty mauve
7		4F4E4D 5.9	gray	darkslategray
8		A69152 5.7	yellow-orange	peru
9		64816B 5.4	yellow-green	dimgray
10		28201D 1.6	gray	very dark gray
11		120201 0.3	red-orange	black [Accent]
12		190104 0.3	red	black [Accent]
13		08020D 0.3	red-violet	black [Accent]
14		254539 0.3	green	darkslategray [Accent]

### Color Families:

Family	%
gray	41.1
white	20.4
orange	9.8
yellow	9.3
violet	8.4
yellow-orange	5.7
yellow-green	5.4
red-orange	0.3
red	0.3
red-violet	0.3
green	0.3

### Accent Colors:

Hex	Family	Name	Chroma
120201	red-orange	black	6.3
190104	red	black	8.2
08020D	red-violet	black	5.7
254539	green	darkslategray	15.5

### TEXTURE ANALYSIS

Metric	Value
Global Roughness	0.168
Mean Local Roughness	0.016
Roughness Uniformity	0.014
Edge Density	0.06
Mean Gradient Magnitude	0.131
Gradient Variance	0.027
Gradient Smoothness	0.0
Directional Coherence	0.018
Pattern Complexity	0.128
Pattern Repetition	1.0
Detail Frequency Ratio	0.617
Spatial Variation	0.107
Texture Consistency	0.739

### BRIGHTNESS & CONTRAST ANALYSIS

Metric	Value
Mean Brightness	0.587
Brightness Variance	0.168
Brightness Uniformity	0.715
Brightness Skewness	-0.449
Brightness Entropy	7.163
Rms Contrast	0.168
Michelson Contrast	1.0
Weber Contrast	0.542
Mean Local Contrast	0.017
Contrast Uniformity	0.097
Dynamic Range	0.969
Effective Dynamic Range	0.502
Shadow Percentage	6.636
Midtone Percentage	48.339
Highlight Percentage	45.025
Shadow Clipping	0.007
Highlight Clipping	0.0
Tonal Balance	0.0
Fine Contrast	0.009
Medium Contrast	0.021
Coarse Contrast	None
Multiscale Contrast Ratio	1.0
Edge Contrast	0.131

Metric	Value
Contrast Clustering	0.261

## SPATIAL DISTRIBUTION ANALYSIS

Metric	Value
Spatial Coherence	0.75
Color Clustering	0.612
Color Transition Smoothness	0.656
Transition Uniformity	0.804
Sharp Transition Ratio	0.1
Transition Directionality	0.02
Mean Saturation	0.26
Saturation Variance	0.074
Low Saturation Ratio	0.674
Medium Saturation Ratio	0.227
High Saturation Ratio	0.099
Saturation Clustering	0.999
Hue Concentration	0.493
Complementary Balance	0.092
Analogous Dominance	0.681
Temperature Bias	0.288

## Methodology

This analysis employs standardized computational methods for objective image characterization. Color extraction uses k-means clustering algorithm. Texture analysis applies Haralick feature extraction. Brightness metrics include mean, variance, and distribution analysis. Spatial patterns are characterized through coherence

and clustering measurements. All methods are deterministic and reproducible. Analysis performed by Multimodal Institute's computational imaging systems.

## REFERENCES

- [1] Arnaud Quercy (2024). Voyage — Catalog raisonné. <https://arnaudquercy.art/en/catalogue-raisonne/AQC0547.html>
- [2] Quercy, A. (2025). Untitled - Gallery. [https://artquamanima.com/en/artworks/2024/01/voyage\\_64y.html](https://artquamanima.com/en/artworks/2024/01/voyage_64y.html)
- [3] Quercy, A. (2025). Computational Image Analysis Standard - MMIDS-CMP-2025 h <https://multimodal.institute/en/publications/2025/11/mmids-cmp-2025-computational-image-analysis-standard-dg1.html>

## EPISTEMIC PROFILE

Claim type	computational analysis
Voice	third person
Epistemic status	empirical measurement
Methodology	computational analysis
Certainty	high

## CHECKSUM (SHA-256)

8d11284a9d-cb931862ae6330d01503d351733c06032b3fee97b9c098c32b2272

Artist	Arnaud Quercy
Date	2024
Collection	Untamed Creations
Certificate	20240302-0043
Asset code	AQC0547
Version	1
Published	2026-04-09