

# Nanopublication — Computational Image Analysis - AQC0620

by Arnaud Quercy · Promenade aux jardins du Luxembourg - Variation 6 · 2024













## Claim 1: Computational Image Analysis - AQC0620

Computational image analysis [3] of artwork Promenade [1] aux jardins du Luxembourg - Variation 6 (AQC0620) [2] by Arnaud Quercy [2] using k-means clustering method with 10 color extraction parameters. Analysis includes color distribution, texture metrics, brightness/contrast measurements, and spatial pattern characterization. Analysis completed on 2026-02-04.

### CONTEXT

Analysis performed according to MMIDS-CMP-2025 [3] includes four metric categories: (1) Color distribution via k-means (10 colors), (2) Texture analysis using Haralick features, (3) Brightness and contrast measurements, (4) Spatial pattern characterization. Source image [5]: 2229x2972 pixels. Analysis date: 2026-02-04.

### COLOR ANALYSIS

Rank	Color Hex	%	Family	Name
1		DCD5C9 32.2	yellow-orange	lightgray
2		D8BD8C 15.0	yellow-orange	burlywood
3		B4B57F 12.7	yellow	ochre
4		B7C1BD 9.6	gray	silver
5		CE926A 7.9	orange	darksalmon
6		7C9DA6 6.3	blue-green	lightslategray
7		465957 4.6	green	darkslategray
8		838558 4.0	yellow	gray
9		BBA139 3.9	yellow-orange	peru
10		1D1B13 3.7	yellow-orange	very dark gray
11		417186 0.3	blue	steelblue [Accent]
12		616A24 0.3	yellow-green	dark brown [Accent]

### Color Families:

Family	%
yellow-orange	54.8
yellow	16.7
gray	9.6
orange	7.9
blue-green	6.3
green	4.6
blue	0.3
yellow-green	0.3

### Accent Colors:

Hex	Family	Name	Chroma
417186	blue	steelblue	19.7
616A24	yellow-green	dark brown	39.6

### TEXTURE ANALYSIS

Metric	Value
Global Roughness	0.177
Mean Local Roughness	0.018
Roughness Uniformity	0.018
Edge Density	0.084
Mean Gradient Magnitude	0.163
Gradient Variance	0.056
Gradient Smoothness	0.0
Directional Coherence	0.016
Pattern Complexity	0.121
Pattern Repetition	1.0
Detail Frequency Ratio	0.601
Spatial Variation	0.069
Texture Consistency	0.752

### BRIGHTNESS & CONTRAST ANALYSIS

Metric	Value
Mean Brightness	0.693
Brightness Variance	0.177
Brightness Uniformity	0.745
Brightness Skewness	-1.74
Brightness Entropy	6.948
Rms Contrast	0.177
Michelson Contrast	1.0
Weber Contrast	0.445
Mean Local Contrast	0.021
Contrast Uniformity	0.027
Dynamic Range	1.0
Effective Dynamic Range	0.573
Shadow Percentage	6.21
Midtone Percentage	24.946
Highlight Percentage	68.845
Shadow Clipping	0.016
Highlight Clipping	0.0
Tonal Balance	0.0
Fine Contrast	0.009
Medium Contrast	0.026
Coarse Contrast	0.044
Multiscale Contrast Ratio	0.213
Edge Contrast	0.163
Contrast Clustering	0.248

### SPATIAL DISTRIBUTION ANALYSIS

Metric	Value
Spatial Coherence	0.691
Color Clustering	0.696

Metric	Value
Color Transition Smoothness	0.586
Transition Uniformity	0.604
Sharp Transition Ratio	0.1
Transition Directionality	0.025
Mean Saturation	0.257
Saturation Variance	0.037
Low Saturation Ratio	0.613
Medium Saturation Ratio	0.36
High Saturation Ratio	0.027
Saturation Clustering	0.999
Hue Concentration	0.684
Complementary Balance	0.029
Analogous Dominance	0.844
Temperature Bias	0.411

## Methodology

This analysis employs standardized computational methods for objective image characterization. Color extraction uses k-means clustering algorithm. Texture analysis applies Haralick feature extraction. Brightness metrics include mean, variance, and distribution analysis. Spatial patterns are characterized through coherence and clustering measurements. All methods are deterministic and reproducible. Analysis performed by Multimodal Institute's computational imaging systems.

## REFERENCES

- [1] Arnaud Quercy (2024). Promenade aux jardins du Luxembourg - Variation 6 — Catalog raisonné. <https://arnaudquercy.art/en/catalogue-raisonne/AQC0620.html>
- [2] Quercy, A. (2025). Untitled - Gallery. [https://artquamanima.com/en/artworks/2024/01/promenade-aux-jardins-du-luxembourg-variation-6\\_6xc.html](https://artquamanima.com/en/artworks/2024/01/promenade-aux-jardins-du-luxembourg-variation-6_6xc.html)
- [3] Quercy, A. (2025). Computational Image Analysis Standard - MMIDS-CMP-2025 h <https://multimodal.institute/en/publications/2025/11/mmids-cmp-2025-computational-image-analysis-standard-dg1.html>

## EPISTEMIC PROFILE

**Claim type** computational analysis

**Voice** third person

**Epistemic status** empirical measurement

**Methodology** computational analysis

**Certainty** high

## CHECKSUM (SHA-256)

e328716d338796f6d43eaca4d6af31d31117aee4adc4fb36ec4f-d0b905e8774e

**Artist** Arnaud Quercy

**Date** 2024

**Collection** City of Lights, Shadows of Thoughts

**Certificate** 20240615-0116

**Asset code** AQC0620

**Version** 1

**Published** 2026-04-09

© 2026 Multimodal Institute

Published by: Art Quam Anima Publishing New York LLC — [publishing.artquamanima.com](https://publishing.artquamanima.com)

Date of publication: 2026-04-09

Persistent URI: <https://multimodal.institute/en/nanopubs/2026/02/AQC0620-computational-image-analysis-aqc0620.pdf>

Content available under Creative Commons Attribution-NonCommercial 4.0 License (CC BY-NC 4.0)