

## Nanopublication — Computational Image Analysis - AQC0643

by Arnaud Quercy · Ab Major - Research on Harmony - Variation 3 · 2024












**Claim 1: Computational Image Analysis - AQC0643**

K-means clustering analysis [3] (10 colors) performed on artwork Ab Major [1] - Research on Harmony - Variation 3 (AQC0643) [2] by Arnaud Quercy [2] on 2026-02-04. Documentation includes: color families, texture roughness, brightness distribution, spatial coherence.

**CONTEXT**

Analysis performed according to MMIDS-CMP-2025 [3] includes four metric categories: (1) Color distribution via k-means (10 colors), (2) Texture analysis using Haralick features, (3) Brightness and contrast measurements, (4) Spatial pattern characterization. Source image [5]: 2103x3155 pixels. Analysis date: 2026-02-04.

**COLOR ANALYSIS**

Rank	Color Hex	%	Family	Name
1		859699	19.3 blue-green	lightslategray
2		748284	15.8 blue-green	gray
3		ED3914	14.7 red-orange	orangered
4		1D0F0A	11.2 red-orange	black
5		4E3D42	9.9 red	darkslategray
6		9AABAE	9.8 blue-green	steel gray
7		3A2729	7.1 red	very dark gray
8		6D6462	6.4 gray	dimgray
9		B32809	3.0 red-orange	firebrick
10		E9C9B0	2.8 orange	wheat
11		FDEBD2	0.3 yellow-orange	blanchedalmond [Accent]

**Color Families:**

Family	%
blue-green	44.9
red-orange	28.9
red	16.9
gray	6.4
orange	2.8
yellow-orange	0.3

**Accent Colors:**

Hex	Family	Name	Chroma
FDEBD2	yellow-orange	blanchedalmond	14.1

**TEXTURE ANALYSIS**

Metric	Value
Global Roughness	0.192
Mean Local Roughness	0.027

Metric	Value
Roughness Uniformity	0.029
Edge Density	0.146
Mean Gradient Magnitude	0.24
Gradient Variance	0.095
Gradient Smoothness	0.0
Directional Coherence	0.015
Pattern Complexity	0.116
Pattern Repetition	1.0
Detail Frequency Ratio	0.629
Spatial Variation	0.131
Texture Consistency	0.551

**BRIGHTNESS & CONTRAST ANALYSIS**

Metric	Value
Mean Brightness	0.421
Brightness Variance	0.192
Brightness Uniformity	0.542
Brightness Skewness	-0.287
Brightness Entropy	7.475
Rms Contrast	0.192
Michelson Contrast	1.0
Weber Contrast	0.82
Mean Local Contrast	0.031
Contrast Uniformity	0.103
Dynamic Range	1.0
Effective Dynamic Range	0.608
Shadow Percentage	30.222
Midtone Percentage	63.475
Highlight Percentage	6.303
Shadow Clipping	0.028
Highlight Clipping	0.009
Tonal Balance	0.166
Fine Contrast	0.014
Medium Contrast	0.039
Coarse Contrast	0.066
Multiscale Contrast Ratio	0.209
Edge Contrast	0.24
Contrast Clustering	0.449

**SPATIAL DISTRIBUTION ANALYSIS**

Metric	Value
Spatial Coherence	0.747
Color Clustering	0.492
Color Transition Smoothness	0.368
Transition Uniformity	0.33
Sharp Transition Ratio	0.1

Metric	Value
Transition Directionality	0.016
Mean Saturation	0.369
Saturation Variance	0.102
Low Saturation Ratio	0.636
Medium Saturation Ratio	0.143
High Saturation Ratio	0.222
Saturation Clustering	0.997
Hue Concentration	0.789
Complementary Balance	0.078
Analogous Dominance	0.919
Temperature Bias	0.844

## Methodology

This analysis employs standardized computational methods for objective image characterization. Color extraction uses k-means clustering algorithm. Texture analysis applies Haralick feature extraction. Brightness metrics include mean, variance, and distribution analysis. Spatial patterns are characterized through coherence and clustering measurements. All methods are deterministic and reproducible. Analysis performed by Multimodal Institute's computational imaging systems.

### REFERENCES

[1] Arnaud Quercy (2024). Ab Major - Research on Harmony - Variation 3 — Catalog raisonné. <https://arnaudquercy.art/en/catalogue-raisonne/AQC0643.html>

[2] Quercy, A. (2024). Ab Major - Research on Harmony - Variation 3 - Gallery. [https://artquamanima.com/en/artworks/2024/01/ab-major-research-on-harmony-variation-3\\_76a.html](https://artquamanima.com/en/artworks/2024/01/ab-major-research-on-harmony-variation-3_76a.html)

[3] Quercy, A. (2025). Computational Image Analysis Standard - MMIDS-CMP-2025 h [tps://multimodal.institute/en/publications/2025/11/mmids-cmp-2025-computational-image-analysis-standard-dg1.html](https://multimodal.institute/en/publications/2025/11/mmids-cmp-2025-computational-image-analysis-standard-dg1.html)

### EPISTEMIC PROFILE

<b>Claim type</b>	computational analysis
<b>Voice</b>	third person
<b>Epistemic status</b>	empirical measurement
<b>Methodology</b>	computational analysis
<b>Certainty</b>	high

### CHECKSUM (SHA-256)

5c20042b14f87cf48c47daa6751c1a830bae1851b3a1915201483917e19f456e

<b>Artist</b>	Arnaud Quercy
<b>Date</b>	2024
<b>Collection</b>	Synesthetic Explorations
<b>Certificate</b>	20240615-0139
<b>Asset code</b>	AQC0643
<b>Version</b>	1
<b>Published</b>	2026-02-03

© 2026 Multimodal Institute

Published by: Art Quam Anima Publishing New York LLC — [publishing.artquamanima.com](https://publishing.artquamanima.com)

Date of publication: 2026-04-20

Persistent URI: <https://multimodal.institute/en/nanopubs/2026/02/AQC0643-computational-image-analysis-aqc0643.pdf>

Content available under Creative Commons Attribution-NonCommercial 4.0 License (CC BY-NC 4.0)