

Nanopublication — Computational Image Analysis - AQC0754

by Arnaud Quercy · D Major - Research on Harmony - Variation 9 · 2024













Claim 1: Computational Image Analysis - AQC0754

Computational image analysis [3] of artwork D Major [1] - Research on Harmony - Variation 9 (AQC0754) [2] by Arnaud Quercy [2] using k-means clustering method with 10 color extraction parameters. Analysis includes color distribution, texture metrics, brightness/contrast measurements, and spatial pattern characterization. Analysis completed on 2026-02-04.

CONTEXT

Analysis performed according to MMIDS-CMP-2025 [3] includes four metric categories: (1) Color distribution via k-means (10 colors), (2) Texture analysis using Haralick features, (3) Brightness and contrast measurements, (4) Spatial pattern characterization. Source image [5]: 2959x3945 pixels. Analysis date: 2026-02-04.

COLOR ANALYSIS

| Rank | Color Hex | % | Family | Name | |
|------|---|--------|--------|---------------|-------------------------|
| 1 |  | BBB083 | 17.2 | yellow | tan |
| 2 |  | E19024 | 15.2 | orange | goldenrod |
| 3 |  | 1F1E1E | 12.9 | gray | very dark gray |
| 4 |  | 73A285 | 12.3 | yellow-green | lightslategray |
| 5 |  | ADABA2 | 10.5 | yellow | steel gray |
| 6 |  | 364138 | 8.8 | yellow-green | darkslategray |
| 7 |  | ECAD53 | 7.1 | yellow-orange | sandybrown |
| 8 |  | D6C2AA | 7.0 | yellow-orange | silver |
| 9 |  | 9B5E35 | 5.6 | orange | burnt sienna |
| 10 |  | 447350 | 3.4 | yellow-green | seagreen |
| 11 |  | 1E0102 | 0.3 | red-orange | very dark gray [Accent] |
| 12 |  | B7C9CB | 0.3 | blue-green | silver [Accent] |

Color Families:

| Family | % |
|---------------|------|
| yellow | 27.7 |
| yellow-green | 24.5 |
| orange | 20.9 |
| yellow-orange | 14.0 |
| gray | 12.9 |
| red-orange | 0.3 |
| blue-green | 0.3 |

Accent Colors:

| Hex | Family | Name | Chroma |
|--------|------------|----------------|--------|
| 1E0102 | red-orange | very dark gray | 11.7 |
| B7C9CB | blue-green | silver | 6.7 |

TEXTURE ANALYSIS

| Metric | Value |
|-------------------------|-------|
| Global Roughness | 0.214 |
| Mean Local Roughness | 0.011 |
| Roughness Uniformity | 0.013 |
| Edge Density | 0.033 |
| Mean Gradient Magnitude | 0.111 |
| Gradient Variance | 0.034 |
| Gradient Smoothness | 0.0 |
| Directional Coherence | 0.027 |
| Pattern Complexity | 0.119 |
| Pattern Repetition | 1.0 |
| Detail Frequency Ratio | 0.58 |
| Spatial Variation | 0.151 |
| Texture Consistency | 0.409 |

BRIGHTNESS & CONTRAST ANALYSIS

| Metric | Value |
|---------------------------|--------|
| Mean Brightness | 0.53 |
| Brightness Variance | 0.214 |
| Brightness Uniformity | 0.596 |
| Brightness Skewness | -0.885 |
| Brightness Entropy | 7.127 |
| Rms Contrast | 0.214 |
| Michelson Contrast | 1.0 |
| Weber Contrast | 0.806 |
| Mean Local Contrast | 0.014 |
| Contrast Uniformity | 0.0 |
| Dynamic Range | 1.0 |
| Effective Dynamic Range | 0.643 |
| Shadow Percentage | 22.465 |
| Midtone Percentage | 42.422 |
| Highlight Percentage | 35.114 |
| Shadow Clipping | 0.004 |
| Highlight Clipping | 0.002 |
| Tonal Balance | 0.0 |
| Fine Contrast | 0.005 |
| Medium Contrast | 0.017 |
| Coarse Contrast | 0.032 |
| Multiscale Contrast Ratio | 0.164 |
| Edge Contrast | 0.111 |
| Contrast Clustering | 0.591 |

SPATIAL DISTRIBUTION ANALYSIS

| Metric | Value |
|-------------------|-------|
| Spatial Coherence | 0.759 |
| Color Clustering | 0.574 |

| Metric | Value |
|-----------------------------|-------|
| Color Transition Smoothness | 0.708 |
| Transition Uniformity | 0.763 |
| Sharp Transition Ratio | 0.1 |
| Transition Directionality | 0.035 |
| Mean Saturation | 0.377 |
| Saturation Variance | 0.074 |
| Low Saturation Ratio | 0.493 |
| Medium Saturation Ratio | 0.317 |
| High Saturation Ratio | 0.19 |
| Saturation Clustering | 0.999 |
| Hue Concentration | 0.707 |
| Complementary Balance | 0.011 |
| Analogous Dominance | 0.735 |
| Temperature Bias | 0.485 |

Methodology

This analysis employs standardized computational methods for objective image characterization. Color extraction uses k-means clustering algorithm. Texture analysis applies Haralick feature extraction. Brightness metrics include mean, variance, and distribution analysis. Spatial patterns are characterized through coherence and clustering measurements. All methods are deterministic and reproducible. Analysis performed by Multimodal Institute's computational imaging systems.

REFERENCES

- [1] Arnaud Quercy (2024). D Major - Research on Harmony - Variation 9 — Catalog raisonné. <https://arnaudquercy.art/en/catalogue-raisonne/AQC0754.html>
- [2] Quercy, A. (2025). Untitled - Gallery. https://artquamanima.com/en/artworks/2024/01/d-major-research-on-harmony-variation-9_8dg.html
- [3] Quercy, A. (2025). Computational Image Analysis Standard - MMIDS-CMP-2025 h <https://multimodal.institute/en/publications/2025/11/mmids-cmp-2025-computational-image-analysis-standard-dg1.html>

EPISTEMIC PROFILE

Claim type computational analysis

Voice third person

Epistemic status empirical measurement

Methodology computational analysis

Certainty high

CHECKSUM (SHA-256)

6cf82478125b-
b75553bbb6e18a75643af81979984204f7918e2a7a7a250d9067

Artist Arnaud Quercy
Date 2024
Collection Synesthetic Explorations
Certificate 20241201-0251
Asset code AQC0754
Version 1
Published 2026-04-09

© 2026 Multimodal Institute

Published by: Art Quam Anima Publishing New York LLC — publishing.artquamanima.com

Date of publication: 2026-04-09

Persistent URI: <https://multimodal.institute/en/nanopubs/2026/02/AQC0754-computational-image-analysis-aqc0754.pdf>

Content available under Creative Commons Attribution-NonCommercial 4.0 License (CC BY-NC 4.0)