

Nanopublication — Computational Image Analysis - AQC0757

by Arnaud Quercy · F Major - Research on Harmony - Variation 3 · 2024











Claim 1: Computational Image Analysis - AQC0757

The artwork F Major [1] - Research on Harmony - Variation 3 (AQC0757) [2] by Arnaud Quercy [2] underwent comprehensive computational analysis [3] on 2026-02-04. Method: k-means clustering with 10 colors extracted. Metrics documented: color distribution, texture analysis, brightness/contrast, spatial patterns.

CONTEXT

Analysis performed according to MMIDS-CMP-2025 [3] includes four metric categories: (1) Color distribution via k-means (10 colors), (2) Texture analysis using Haralick features, (3) Brightness and contrast measurements, (4) Spatial pattern characterization. Source image [5]: 3024x4032 pixels. Analysis date: 2026-02-04.

COLOR ANALYSIS

Rank	Color Hex	%	Family	Name
1		DDCBB4 34.3	yellow-orange	wheat
2		151117 11.0	red-violet	black
3		A59D93 10.4	yellow-orange	steel gray
4		C2AAA2 8.7	orange	steel gray
5		953456 8.5	red	brown
6		E1DAD2 8.4	yellow-orange	gainsboro
7		811E41 6.9	red	firebrick
8		744226 5.2	orange	russet
9		AD5271 3.4	red	indianred
10		9C2118 3.2	red-orange	russet

Color Families:

Family	%
yellow-orange	53.1
red	18.8
orange	13.9
red-violet	11.0
red-orange	3.2

TEXTURE ANALYSIS

Metric	Value
Global Roughness	0.274
Mean Local Roughness	0.014
Roughness Uniformity	0.016
Edge Density	0.06
Mean Gradient Magnitude	0.135
Gradient Variance	0.039
Gradient Smoothness	0.0
Directional Coherence	0.016

Metric	Value
Pattern Complexity	0.116
Pattern Repetition	1.0
Detail Frequency Ratio	0.595
Spatial Variation	0.234
Texture Consistency	0.274

BRIGHTNESS & CONTRAST ANALYSIS

Metric	Value
Mean Brightness	0.569
Brightness Variance	0.274
Brightness Uniformity	0.519
Brightness Skewness	-0.559
Brightness Entropy	7.2
Rms Contrast	0.274
Michelson Contrast	1.0
Weber Contrast	0.855
Mean Local Contrast	0.017
Contrast Uniformity	0.0
Dynamic Range	1.0
Effective Dynamic Range	0.784
Shadow Percentage	28.333
Midtone Percentage	20.746
Highlight Percentage	50.922
Shadow Clipping	0.005
Highlight Clipping	0.006
Tonal Balance	0.0
Fine Contrast	0.007
Medium Contrast	0.021
Coarse Contrast	0.036
Multiscale Contrast Ratio	0.179
Edge Contrast	0.135
Contrast Clustering	0.726

SPATIAL DISTRIBUTION ANALYSIS

Metric	Value
Spatial Coherence	0.774
Color Clustering	0.767
Color Transition Smoothness	0.665
Transition Uniformity	0.753
Sharp Transition Ratio	0.1
Transition Directionality	0.021
Mean Saturation	0.319
Saturation Variance	0.064
Low Saturation Ratio	0.676
Medium Saturation Ratio	0.189
High Saturation Ratio	0.136

Metric	Value
Saturation Clustering	0.999
Hue Concentration	0.792
Complementary Balance	0.001
Analogous Dominance	0.881
Temperature Bias	0.885

Methodology

This analysis employs standardized computational methods for objective image characterization. Color extraction uses k-means clustering algorithm. Texture analysis applies Haralick feature extraction. Brightness metrics include mean, variance, and distribution analysis. Spatial patterns are characterized through coherence and clustering measurements. All methods are deterministic and reproducible. Analysis performed by Multimodal Institute's computational imaging systems.

REFERENCES

- [1] Arnaud Quercy (2024). F Major - Research on Harmony - Variation 3 — Catalog raisonné. <https://arnaudquercy.art/en/catalogue-raisonne/AQC0757.html>
- [2] Quercy, A. (2025). Untitled - Gallery. https://artquamanima.com/en/artworks/2024/01/f-major-research-on-harmony-variation-3_8em.html

[3] Quercy, A. (2025). Computational Image Analysis Standard - MMIDS-CMP-2025 h
<https://multimodal.institute/en/publications/2025/11/mmids-cmp-2025-computational-image-analysis-standard-dg1.html>

EPISTEMIC PROFILE

Claim type	computational analysis
Voice	third person
Epistemic status	empirical measurement
Methodology	computational analysis
Certainty	high

CHECKSUM (SHA-256)

cda28142e079fee9ce927a48f113e22c40fcfa8428ca1596b0c451a6f4e81-bee

Artist	Arnaud Quercy
Date	2024
Collection	Synesthetic Explorations
Certificate	20241201-0254
Asset code	AQC0757
Version	1
Published	2026-04-09

© 2026 Multimodal Institute

Published by: Art Quam Anima Publishing New York LLC — publishing.artquamanima.com

Date of publication: 2026-04-09

Persistent URI: <https://multimodal.institute/en/nanopubs/2026/02/AQC0757-computational-image-analysis-aqc0757.pdf>

Content available under Creative Commons Attribution-NonCommercial 4.0 License (CC BY-NC 4.0)