

AQC0772

# Nanopublication — Computational Image Analysis - AQC0772

by Arnaud Quercy · B Major - Research on Harmony - Variation 4 · 2024














## Claim 1: Computational Image Analysis - AQC0772

Analysis record [3]: B Major [1] - Research on Harmony - Variation 4 (AQC0772) [2] by Arnaud Quercy [2]. Method: k-means. Parameters: 10 colors. Metrics: color distribution, texture, brightness, spatial patterns. Completed: 2026-02-04.

### CONTEXT

Analysis performed according to MMIDS-CMP-2025 [3] includes four metric categories: (1) Color distribution via k-means (10 colors), (2) Texture analysis using Haralick features, (3) Brightness and contrast measurements, (4) Spatial pattern characterization. Source image [5]: 2360x3541 pixels. Analysis date: 2026-02-04.

### COLOR ANALYSIS

| Rank | Color   | Hex    | %    | Family        | Name               |
|------|---|--------|------|---------------|--------------------|
| 1    |    | 1F1F28 | 21.2 | violet        | very dark gray     |
| 2    |    | 947ABC | 17.3 | violet        | dusty mauve        |
| 3    |   | 64488B | 16.0 | violet        | darkslateblue      |
| 4    |  | 785EA2 | 15.5 | violet        | blue gray          |
| 5    |  | A98ED3 | 11.9 | violet        | mediumpurple       |
| 6    |  | 343842 | 7.0  | blue-violet   | grayish purple     |
| 7    |  | B5C4CF | 4.3  | blue          | lightsteelblue     |
| 8    |  | B4B04E | 2.8  | yellow        | ochre              |
| 9    |  | 3C8974 | 2.5  | green         | seagreen           |
| 10   |  | CCD190 | 1.4  | yellow-green  | tan                |
| 11   |  | 836F52 | 0.3  | yellow-orange | dimgray [Accent]   |
| 12   |  | D2E4E9 | 0.3  | blue-green    | gainsboro [Accent] |
| 13   |  | F0E0EB | 0.3  | red-violet    | white [Accent]     |

### Color Families:

| Family        | %    |
|---------------|------|
| violet        | 81.9 |
| blue-violet   | 7.0  |
| blue          | 4.3  |
| yellow        | 2.8  |
| green         | 2.5  |
| yellow-green  | 1.4  |
| yellow-orange | 0.3  |
| blue-green    | 0.3  |
| red-violet    | 0.3  |

### Accent Colors:

| Hex    | Family        | Name      | Chroma |
|--------|---------------|-----------|--------|
| 836F52 | yellow-orange | dimgray   | 19.2   |
| D2E4E9 | blue-green    | gainsboro | 6.4    |

| Hex    | Family     | Name  | Chroma |
|--------|------------|-------|--------|
| F0E0EB | red-violet | white | 7.6    |

### TEXTURE ANALYSIS

| Metric                  | Value |
|-------------------------|-------|
| Global Roughness        | 0.196 |
| Mean Local Roughness    | 0.008 |
| Roughness Uniformity    | 0.01  |
| Edge Density            | 0.017 |
| Mean Gradient Magnitude | 0.085 |
| Gradient Variance       | 0.021 |
| Gradient Smoothness     | 0.0   |
| Directional Coherence   | 0.04  |
| Pattern Complexity      | 0.107 |
| Pattern Repetition      | 1.0   |
| Detail Frequency Ratio  | 0.561 |
| Spatial Variation       | 0.14  |
| Texture Consistency     | 0.369 |

### BRIGHTNESS & CONTRAST ANALYSIS

| Metric                    | Value  |
|---------------------------|--------|
| Mean Brightness           | 0.406  |
| Brightness Variance       | 0.196  |
| Brightness Uniformity     | 0.518  |
| Brightness Skewness       | -0.015 |
| Brightness Entropy        | 7.388  |
| Rms Contrast              | 0.196  |
| Michelson Contrast        | 1.0    |
| Weber Contrast            | 0.795  |
| Mean Local Contrast       | 0.01   |
| Contrast Uniformity       | 0.0    |
| Dynamic Range             | 1.0    |
| Effective Dynamic Range   | 0.6    |
| Shadow Percentage         | 32.478 |
| Midtone Percentage        | 59.284 |
| Highlight Percentage      | 8.238  |
| Shadow Clipping           | 0.002  |
| Highlight Clipping        | 0.0    |
| Tonal Balance             | 0.121  |
| Fine Contrast             | 0.004  |
| Medium Contrast           | 0.012  |
| Coarse Contrast           | 0.027  |
| Multiscale Contrast Ratio | 0.144  |
| Edge Contrast             | 0.085  |
| Contrast Clustering       | 0.631  |

## SPATIAL DISTRIBUTION ANALYSIS

| Metric                      | Value  |
|-----------------------------|--------|
| Spatial Coherence           | 0.782  |
| Color Clustering            | 0.736  |
| Color Transition Smoothness | 0.765  |
| Transition Uniformity       | 0.849  |
| Sharp Transition Ratio      | 0.1    |
| Transition Directionality   | 0.054  |
| Mean Saturation             | 0.354  |
| Saturation Variance         | 0.017  |
| Low Saturation Ratio        | 0.264  |
| Medium Saturation Ratio     | 0.731  |
| High Saturation Ratio       | 0.005  |
| Saturation Clustering       | 1.0    |
| Hue Concentration           | 0.837  |
| Complementary Balance       | 0.055  |
| Analogous Dominance         | 0.902  |
| Temperature Bias            | -0.082 |

## Methodology

This analysis employs standardized computational methods for objective image characterization. Color extraction uses k-means clustering algorithm. Texture analysis applies Haralick feature extraction. Brightness metrics include mean, variance, and distribution analysis. Spatial patterns are characterized through coherence and clustering measurements. All methods are deterministic and reproducible. Analysis performed by Multimodal Institute's computational imaging systems.

## REFERENCES

- [1] Arnaud Quercy (2024). B Major - Research on Harmony - Variation 4 — Catalog raisonné. <https://arnaudquercy.art/en/catalogue-raisonne/AQC0772.html>
- [2] Quercy, A. (2025). Untitled - Gallery. [https://artquamanima.com/en/artworks/2024/01/b-major-research-on-harmony-variation-4\\_8kg.html](https://artquamanima.com/en/artworks/2024/01/b-major-research-on-harmony-variation-4_8kg.html)
- [3] Quercy, A. (2025). Computational Image Analysis Standard - MMIDS-CMP-2025 h <https://multimodal.institute/en/publications/2025/11/mmids-cmp-2025-computational-image-analysis-standard-dg1.html>

## EPISTEMIC PROFILE

|                  |                        |
|------------------|------------------------|
| Claim type       | computational analysis |
| Voice            | third person           |
| Epistemic status | empirical measurement  |
| Methodology      | computational analysis |
| Certainty        | high                   |

## CHECKSUM (SHA-256)

653a7127e44317227a903f3c9185ac7619ed971ce8a630d7123120b5da842f40

|             |                          |
|-------------|--------------------------|
| Artist      | Arnaud Quercy            |
| Date        | 2024                     |
| Collection  | Synesthetic Explorations |
| Certificate | 20241201-0269            |
| Asset code  | AQC0772                  |
| Version     | 1                        |
| Published   | 2026-04-09               |

© 2026 Multimodal Institute

Published by: Art Quam Anima Publishing New York LLC — [publishing.artquamanima.com](https://publishing.artquamanima.com)

Date of publication: 2026-04-09

Persistent URI: <https://multimodal.institute/en/nanopubs/2026/02/AQC0772-computational-image-analysis-aqc0772.pdf>

Content available under Creative Commons Attribution-NonCommercial 4.0 License (CC BY-NC 4.0)