

# Nanopublication — Computational Image Analysis - AQC0877

by Arnaud Quercy · E Minor - Research on Harmony - Variations 6 · 2025











## Claim 1: Computational Image Analysis - AQC0877

The artwork E Minor [1] - Research on Harmony - Variations 6 (AQC0877) [2] by Arnaud Quercy [2] underwent comprehensive computational analysis [3] on 2025-12-11. Method: k-means clustering with 10 colors extracted. Metrics documented: color distribution, texture analysis, brightness/contrast, spatial patterns.

### CONTEXT

Analysis performed according to MMIDS-CMP-2025 [3] includes four metric categories: (1) Color distribution via k-means (10 colors), (2) Texture analysis using Haralick features, (3) Brightness and contrast measurements, (4) Spatial pattern characterization. Source image [5]: 1918x2877 pixels. Analysis date: 2025-12-11.

### COLOR ANALYSIS

Rank	Color Hex	%	Family	Name
1	 E5B223	15.8	yellow-orange	goldenrod
2	 E6A34F	14.9	orange	sandybrown
3	 EAB16A	14.9	orange	darksalmon
4	 E7E0BE	13.9	yellow	wheat
5	 EFBF83	11.9	orange	burlywood
6	 524A3E	8.4	yellow-orange	dark brown
7	 CBDA67	7.7	yellow-green	ochre
8	 EAD150	6.2	yellow	ochre
9	 ED8B14	3.8	orange	darkorange
10	 8F7E64	2.6	yellow-orange	gray

### Color Families:

Family	%
orange	45.4
yellow-orange	26.8
yellow	20.1
yellow-green	7.7

### TEXTURE ANALYSIS

Metric	Value
Global Roughness	0.151
Mean Local Roughness	0.019
Roughness Uniformity	0.023
Edge Density	0.054
Mean Gradient Magnitude	0.163
Gradient Variance	0.058
Gradient Smoothness	0.0
Directional Coherence	0.012
Pattern Complexity	0.11

Metric	Value
Pattern Repetition	1.0
Detail Frequency Ratio	0.621
Spatial Variation	0.096
Texture Consistency	0.615

### BRIGHTNESS & CONTRAST ANALYSIS

Metric	Value
Mean Brightness	0.705
Brightness Variance	0.151
Brightness Uniformity	0.786
Brightness Skewness	-1.656
Brightness Entropy	6.791
Rms Contrast	0.151
Michelson Contrast	1.0
Weber Contrast	0.384
Mean Local Contrast	0.022
Contrast Uniformity	0.0
Dynamic Range	1.0
Effective Dynamic Range	0.569
Shadow Percentage	5.857
Midtone Percentage	14.841
Highlight Percentage	79.302
Shadow Clipping	0.0
Highlight Clipping	0.001
Tonal Balance	0.0
Fine Contrast	0.011
Medium Contrast	0.027
Coarse Contrast	0.044
Multiscale Contrast Ratio	0.242
Edge Contrast	0.163
Contrast Clustering	0.385

### SPATIAL DISTRIBUTION ANALYSIS

Metric	Value
Spatial Coherence	0.762
Color Clustering	0.366
Color Transition Smoothness	0.595
Transition Uniformity	0.613
Sharp Transition Ratio	0.1
Transition Directionality	0.012
Mean Saturation	0.536
Saturation Variance	0.057
Low Saturation Ratio	0.213
Medium Saturation Ratio	0.564
High Saturation Ratio	0.223
Saturation Clustering	0.999

Metric	Value
Hue Concentration	0.981
Complementary Balance	0.0
Analogous Dominance	0.999
Temperature Bias	0.885

## Methodology

This analysis employs standardized computational methods for objective image characterization. Color extraction uses k-means clustering algorithm. Texture analysis applies Haralick feature extraction. Brightness metrics include mean, variance, and distribution analysis. Spatial patterns are characterized through coherence and clustering measurements. All methods are deterministic and reproducible. Analysis performed by Multimodal Institute's computational imaging systems.

### REFERENCES

- [1] Arnaud Quercy (2025). E Minor - Research on Harmony - Variations 6 — Catalog raisonné. <https://arnaudquercy.art/en/catalogue-raisonne/AQC0877.html>
- [2] Quercy, A. (2025). Untitled - Gallery. [https://artquamanima.com/en/artworks/2025/11/e-minor-research-on-harmony-variations-6\\_i21.html](https://artquamanima.com/en/artworks/2025/11/e-minor-research-on-harmony-variations-6_i21.html)

[3] Quercy, A. (2025). Computational Image Analysis Standard - MMIDS-CMP-2025 h  
<https://multimodal.institute/en/publications/2025/11/mmids-cmp-2025-computational-image-analysis-standard-dg1.html>

### EPISTEMIC PROFILE

<b>Claim type</b>	computational analysis
<b>Voice</b>	third person
<b>Epistemic status</b>	empirical measurement
<b>Methodology</b>	computational analysis
<b>Certainty</b>	high

### CHECKSUM (SHA-256)

543bd58c80e3ff948106d8cb8022d314a98a3dd872da5123fd-  
 feac6fc37d1604

<b>Artist</b>	Arnaud Quercy
<b>Date</b>	2025
<b>Collection</b>	Synesthetic Explorations
<b>Certificate</b>	20251123-0105
<b>Asset code</b>	AQC0877
<b>Version</b>	1
<b>Published</b>	2026-04-09

© 2026 Multimodal Institute

Published by: Art Quam Anima Publishing New York LLC — [publishing.artquamanima.com](https://publishing.artquamanima.com)

Date of publication: 2026-04-09

Persistent URI: <https://multimodal.institute/en/nanopubs/2026/02/AQC0877-computational-image-analysis-aqc0877.pdf>

Content available under Creative Commons Attribution-NonCommercial 4.0 License (CC BY-NC 4.0)