

Nanopublication — Computational Image Analysis - AQC0882

by Arnaud Quercy · F# Major - Research on Harmony - Variations 7 · 2025













Claim 1: Computational Image Analysis - AQC0882

Computational image analysis [3] of artwork F# Major [1] - Research on Harmony - Variations 7 (AQC0882) [2] by Arnaud Quercy [2] using k-means clustering method with 10 color extraction parameters. Analysis includes color distribution, texture metrics, brightness/contrast measurements, and spatial pattern characterization. Analysis completed on 2025-12-11.

CONTEXT

Analysis performed according to MMIDS-CMP-2025 [3] includes four metric categories: (1) Color distribution via k-means (10 colors), (2) Texture analysis using Haralick features, (3) Brightness and contrast measurements, (4) Spatial pattern characterization. Source image [5]: 1963x2945 pixels. Analysis date: 2025-12-11.

COLOR ANALYSIS

Rank	Color Hex	%	Family	Name
1		7CE5DC 27.2	green	aquamarine
2		E9DAE0 15.1	red	gainsboro
3		A27BAB 12.3	red-violet	dusty mauve
4		856487 8.4	red-violet	dusty mauve
5		9DB8C0 8.2	blue	steel gray
6		C29ECC 7.4	red-violet	plum
7		99D680 6.5	yellow-green	lightgreen
8		7AB768 5.7	yellow-green	darkseagreen
9		4F584D 5.6	yellow-green	darkslategray
10		181B1A 3.5	gray	black
11		FDFCE7 0.3	yellow	oldlace [Accent]
12		AFEAEC 0.3	blue-green	paleturquoise [Accent]

Color Families:

Family	%
red-violet	28.1
green	27.2
yellow-green	17.8
red	15.1
blue	8.2
gray	3.5
yellow	0.3
blue-green	0.3

Accent Colors:

Hex	Family	Name	Chroma
FDFCE7	yellow	oldlace	10.4
AFEAEC	blue-green	paleturquoise	19.3

TEXTURE ANALYSIS

Metric	Value
Global Roughness	0.192
Mean Local Roughness	0.044
Roughness Uniformity	0.043
Edge Density	0.172
Mean Gradient Magnitude	0.344
Gradient Variance	0.201
Gradient Smoothness	0.0
Directional Coherence	0.003
Pattern Complexity	0.118
Pattern Repetition	1.0
Detail Frequency Ratio	0.651
Spatial Variation	0.055
Texture Consistency	0.775

BRIGHTNESS & CONTRAST ANALYSIS

Metric	Value
Mean Brightness	0.662
Brightness Variance	0.192
Brightness Uniformity	0.71
Brightness Skewness	-1.09
Brightness Entropy	7.419
Rms Contrast	0.192
Michelson Contrast	1.0
Weber Contrast	0.532
Mean Local Contrast	0.048
Contrast Uniformity	0.067
Dynamic Range	1.0
Effective Dynamic Range	0.62
Shadow Percentage	6.546
Midtone Percentage	33.229
Highlight Percentage	60.225
Shadow Clipping	0.026
Highlight Clipping	0.006
Tonal Balance	0.05
Fine Contrast	0.024
Medium Contrast	0.059
Coarse Contrast	0.087
Multiscale Contrast Ratio	0.279
Edge Contrast	0.344
Contrast Clustering	0.225

SPATIAL DISTRIBUTION ANALYSIS

Metric	Value
Spatial Coherence	0.669
Color Clustering	0.766

Metric	Value
Color Transition Smoothness	0.144
Transition Uniformity	0.0
Sharp Transition Ratio	0.1
Transition Directionality	0.003
Mean Saturation	0.314
Saturation Variance	0.025
Low Saturation Ratio	0.472
Medium Saturation Ratio	0.517
High Saturation Ratio	0.011
Saturation Clustering	0.997
Hue Concentration	0.357
Complementary Balance	0.193
Analogous Dominance	0.483
Temperature Bias	-0.326

Methodology

This analysis employs standardized computational methods for objective image characterization. Color extraction uses k-means clustering algorithm. Texture analysis applies Haralick feature extraction. Brightness metrics include mean, variance, and distribution analysis. Spatial patterns are characterized through coherence and clustering measurements. All methods are deterministic and reproducible. Analysis performed by Multimodal Institute's computational imaging systems.

REFERENCES

- [1] Arnaud Quercy (2025). F# Major - Research on Harmony - Variations 7 — Catalog raisonné. <https://arnaudquercy.art/en/catalogue-raisonne/AQC0882.html>
- [2] Quercy, A. (2025). Untitled - Gallery. https://artquamanima.com/en/artworks/2025/11/f-major-research-on-harmony-variations-7_i3u.html
- [3] Quercy, A. (2025). Computational Image Analysis Standard - MMIDS-CMP-2025 h <https://multimodal.institute/en/publications/2025/11/mmids-cmp-2025-computational-image-analysis-standard-dg1.html>

EPISTEMIC PROFILE

Claim type computational analysis

Voice third person

Epistemic status empirical measurement

Methodology computational analysis

Certainty high

CHECKSUM (SHA-256)

f0-
facad66de29a127593acf483414009c473955694866c28814e3b2d25f0d0d7

Artist Arnaud Quercy

Date 2025

Collection Synesthetic Explorations

Certificate 20251123-0116

Asset code AQC0882

Version 1

Published 2026-04-09

© 2026 Multimodal Institute

Published by: Art Quam Anima Publishing New York LLC — publishing.artquamanima.com

Date of publication: 2026-04-09

Persistent URI: <https://multimodal.institute/en/nanopubs/2026/02/AQC0882-computational-image-analysis-aqc0882.pdf>

Content available under Creative Commons Attribution-NonCommercial 4.0 License (CC BY-NC 4.0)