

Nanopublication — Computational Image Analysis - AQC0887

by Arnaud Quercy · A Minor - Research on Harmony - Variations 10 · 2025













Claim 1: Computational Image Analysis - AQC0887

Computational image analysis [3] of artwork A Minor [1] - Research on Harmony - Variations 10 (AQC0887) [2] by Arnaud Quercy [2] using k-means clustering method with 10 color extraction parameters. Analysis includes color distribution, texture metrics, brightness/contrast measurements, and spatial pattern characterization. Analysis completed on 2025-12-11.

CONTEXT

Analysis performed according to MMIDS-CMP-2025 [3] includes four metric categories: (1) Color distribution via k-means (10 colors), (2) Texture analysis using Haralick features, (3) Brightness and contrast measurements, (4) Spatial pattern characterization. Source image [5]: 1967x2950 pixels. Analysis date: 2025-12-11.

COLOR ANALYSIS

Rank	Color Hex	%	Family	Name	
1		E3B37C	26.7	orange	burlywood
2		EE500E	19.5	orange	orangered
3		EEC391	12.6	orange	tan
4		DA9F6E	11.9	orange	darksalmon
5		ECE1B5	10.4	yellow	wheat
6		554B42	5.3	orange	dark brown
7		ECE2DC	5.0	white	white
8		E9DB37	3.5	yellow	gold
9		D4374A	2.5	red-orange	crimson
10		372217	2.5	orange	very dark gray
11		E8ABB3	0.3	red	lightpink [Accent]
12		857355	0.3	yellow-orange	dimgray [Accent]

Color Families:

Family	%
orange	78.5
yellow	13.9
white	5.0
red-orange	2.5
red	0.3
yellow-orange	0.3

Accent Colors:

Hex	Family	Name	Chroma
E8ABB3	red	lightpink	23.5
857355	yellow-orange	dimgray	19.1

TEXTURE ANALYSIS

Metric	Value
Global Roughness	0.188
Mean Local Roughness	0.023
Roughness Uniformity	0.022
Edge Density	0.092
Mean Gradient Magnitude	0.186
Gradient Variance	0.064
Gradient Smoothness	0.0
Directional Coherence	0.004
Pattern Complexity	0.112
Pattern Repetition	1.0
Detail Frequency Ratio	0.623
Spatial Variation	0.111
Texture Consistency	0.635

BRIGHTNESS & CONTRAST ANALYSIS

Metric	Value
Mean Brightness	0.664
Brightness Variance	0.188
Brightness Uniformity	0.717
Brightness Skewness	-0.861
Brightness Entropy	7.125
Rms Contrast	0.188
Michelson Contrast	1.0
Weber Contrast	0.52
Mean Local Contrast	0.025
Contrast Uniformity	0.079
Dynamic Range	1.0
Effective Dynamic Range	0.608
Shadow Percentage	6.884
Midtone Percentage	26.458
Highlight Percentage	66.658
Shadow Clipping	0.0
Highlight Clipping	0.002
Tonal Balance	0.0
Fine Contrast	0.012
Medium Contrast	0.031
Coarse Contrast	0.046
Multiscale Contrast Ratio	0.264
Edge Contrast	0.186
Contrast Clustering	0.365

SPATIAL DISTRIBUTION ANALYSIS

Metric	Value
Spatial Coherence	0.743
Color Clustering	0.336

Metric	Value
Color Transition Smoothness	0.549
Transition Uniformity	0.573
Sharp Transition Ratio	0.1
Transition Directionality	0.005
Mean Saturation	0.51
Saturation Variance	0.071
Low Saturation Ratio	0.214
Medium Saturation Ratio	0.526
High Saturation Ratio	0.26
Saturation Clustering	0.999
Hue Concentration	0.97
Complementary Balance	0.0
Analogous Dominance	1.0
Temperature Bias	1.0

Methodology

This analysis employs standardized computational methods for objective image characterization. Color extraction uses k-means clustering algorithm. Texture analysis applies Haralick feature extraction. Brightness metrics include mean, variance, and distribution analysis. Spatial patterns are characterized through coherence and clustering measurements. All methods are deterministic and reproducible. Analysis performed by Multimodal Institute's computational imaging systems.

REFERENCES

- [1] Arnaud Quercy (2025). A Minor - Research on Harmony - Variations 10 — Catalog raisonné. <https://arnaudquercy.art/en/catalogue-raisonne/AQC0887.html>
- [2] Quercy, A. (2025). Untitled - Gallery. https://artquamanima.com/en/artworks/2025/11/a-minor-research-on-harmony-variations-10_i5n.html
- [3] Quercy, A. (2025). Computational Image Analysis Standard - MMIDS-CMP-2025 h <https://multimodal.institute/en/publications/2025/11/mmids-cmp-2025-computational-image-analysis-standard-dg1.html>

EPISTEMIC PROFILE

Claim type computational analysis

Voice third person

Epistemic status empirical measurement

Methodology computational analysis

Certainty high

CHECKSUM (SHA-256)

79518c1dbc57d2424343c96b3d61c089bdd11ffc2cb3931dd6bc5f489a727-fa0

Artist Arnaud Quercy

Date 2025

Collection Synesthetic Explorations

Certificate 20251123-0065

Asset code AQC0887

Version 1

Published 2026-04-09

© 2026 Multimodal Institute

Published by: Art Quam Anima Publishing New York LLC — publishing.artquamanima.com

Date of publication: 2026-04-09

Persistent URI: <https://multimodal.institute/en/nanopubs/2026/02/AQC0887-computational-image-analysis-aqc0887.pdf>

Content available under Creative Commons Attribution-NonCommercial 4.0 License (CC BY-NC 4.0)