

Nanopublication — Computational Image Analysis - AQC0910

by Arnaud Quercy · F Major - Research on Harmony - Variations 11 · 2025











Claim 1: Computational Image Analysis - AQC0910

Analysis record [3]: F Major [1] - Research on Harmony - Variations 11 (AQC0910) [2] by Arnaud Quercy [2]. Method: k-means. Parameters: 10 colors. Metrics: color distribution, texture, brightness, spatial patterns. Completed: 2025-12-11.

CONTEXT

Analysis performed according to MMIDS-CMP-2025 [3] includes four metric categories: (1) Color distribution via k-means (10 colors), (2) Texture analysis using Haralick features, (3) Brightness and contrast measurements, (4) Spatial pattern characterization. Source image [5]: 2016x2016 pixels. Analysis date: 2025-12-11.

COLOR ANALYSIS

Rank	Color Hex	%	Family	Name	
1		EC4F11	39.8	orange	orangered
2		EE5724	21.6	orange	chocolate
3		BE9B62	9.2	yellow-orange	ochre
4		8E5E4A	7.5	orange	burnt sienna
5		B07962	6.9	orange	indianred
6		D3ACA6	5.0	red-orange	tan
7		EAE6DA	3.6	yellow	white
8		53423B	3.5	orange	dark brown
9		B8383A	1.8	red-orange	brown
10		3A150F	1.1	red-orange	very dark red

Color Families:

Family	%
orange	79.3
yellow-orange	9.2
red-orange	7.9
yellow	3.6

TEXTURE ANALYSIS

Metric	Value
Global Roughness	0.123
Mean Local Roughness	0.015
Roughness Uniformity	0.022
Edge Density	0.06
Mean Gradient Magnitude	0.121
Gradient Variance	0.047
Gradient Smoothness	0.0
Directional Coherence	0.04
Pattern Complexity	0.119
Pattern Repetition	1.0

Metric Value

Detail Frequency Ratio	0.642
Spatial Variation	0.075
Texture Consistency	0.326

BRIGHTNESS & CONTRAST ANALYSIS

Metric Value

Mean Brightness	0.506
Brightness Variance	0.123
Brightness Uniformity	0.756
Brightness Skewness	0.972
Brightness Entropy	6.292
Rms Contrast	0.123
Michelson Contrast	1.0
Weber Contrast	0.363
Mean Local Contrast	0.017
Contrast Uniformity	0.0
Dynamic Range	1.0
Effective Dynamic Range	0.396
Shadow Percentage	4.804
Midtone Percentage	85.53
Highlight Percentage	9.666
Shadow Clipping	0.0
Highlight Clipping	0.001
Tonal Balance	0.0
Fine Contrast	0.008
Medium Contrast	0.021
Coarse Contrast	0.03
Multiscale Contrast Ratio	0.271
Edge Contrast	0.121
Contrast Clustering	0.674

SPATIAL DISTRIBUTION ANALYSIS

Metric Value

Spatial Coherence	0.784
Color Clustering	0.602
Color Transition Smoothness	0.699
Transition Uniformity	0.683
Sharp Transition Ratio	0.1
Transition Directionality	0.056
Mean Saturation	0.705
Saturation Variance	0.074
Low Saturation Ratio	0.116
Medium Saturation Ratio	0.25
High Saturation Ratio	0.634
Saturation Clustering	0.999
Hue Concentration	0.989

Metric	Value
Complementary Balance	0.0
Analogous Dominance	1.0
Temperature Bias	1.0

Methodology

This analysis employs standardized computational methods for objective image characterization. Color extraction uses k-means clustering algorithm. Texture analysis applies Haralick feature extraction. Brightness metrics include mean, variance, and distribution analysis. Spatial patterns are characterized through coherence and clustering measurements. All methods are deterministic and reproducible. Analysis performed by Multimodal Institute's computational imaging systems.

REFERENCES

- [1] Arnaud Quercy (2025). F Major - Research on Harmony - Variations 11 — Catalog raisonné. <https://arnaudquercy.art/en/catalogue-raisonne/AQC0910.html>
- [2] Quercy, A. (2025). Untitled - Gallery. https://artquamanima.com/en/artworks/2025/11/f-major-research-on-harmony-variations-11_idl.html

[3] Quercy, A. (2025). Computational Image Analysis Standard - MMIDS-CMP-2025 h
<https://multimodal.institute/en/publications/2025/11/mmids-cmp-2025-computational-image-analysis-standard-dg1.html>

EPISTEMIC PROFILE

Claim type	computational analysis
Voice	third person
Epistemic status	empirical measurement
Methodology	computational analysis
Certainty	high

CHECKSUM (SHA-256)

32e5d116a68ebd-
cf524d3105ca46da10ca291e6b5d51f15d78a0b71861cb1ba8

Artist	Arnaud Quercy
Date	2025
Collection	Synesthetic Explorations
Certificate	20251123-0112
Asset code	AQC0910
Version	1
Published	2026-04-09

© 2026 Multimodal Institute

Published by: Art Quam Anima Publishing New York LLC — publishing.artquamanima.com

Date of publication: 2026-04-09

Persistent URI: <https://multimodal.institute/en/nanopubs/2026/02/AQC0910-computational-image-analysis-aqc0910.pdf>

Content available under Creative Commons Attribution-NonCommercial 4.0 License (CC BY-NC 4.0)