

Nanopublication — Computational Image Analysis - AQC0924

by Arnaud Quercy · C Major - Research on Harmony - Variations 17 · 2025











Claim 1: Computational Image Analysis - AQC0924

Analysis record [3]: C Major [1] - Research on Harmony - Variations 17 (AQC0924) [2] by Arnaud Quercy [2]. Method: k-means. Parameters: 10 colors. Metrics: color distribution, texture, brightness, spatial patterns. Completed: 2025-12-11.

CONTEXT

Analysis performed according to MMIDS-CMP-2025 [3] includes four metric categories: (1) Color distribution via k-means (10 colors), (2) Texture analysis using Haralick features, (3) Brightness and contrast measurements, (4) Spatial pattern characterization. Source image [5]: 1821x2731 pixels. Analysis date: 2025-12-11.

COLOR ANALYSIS

Rank	Color Hex	%	Family	Name
1		E8AD86 37.6	orange	burlywood
2		ECB5C0 22.8	red	lightpink
3		EA4E39 12.2	red-orange	tomato
4		ECD7C8 8.7	orange	bisque
5		524947 7.0	gray	darkslategray
6		D03945 3.2	red-orange	crimson
7		F2EBE4 2.8	white	white
8		EC9119 2.0	orange	goldenrod
9		441C1A 1.9	red-orange	very dark red
10		E3B75C 1.8	yellow-orange	sandybrown

Color Families:

Family	%
orange	48.3
red	22.8
red-orange	17.3
gray	7.0
white	2.8
yellow-orange	1.8

TEXTURE ANALYSIS

Metric	Value
Global Roughness	0.178
Mean Local Roughness	0.009
Roughness Uniformity	0.022
Edge Density	0.01
Mean Gradient Magnitude	0.069
Gradient Variance	0.061
Gradient Smoothness	0.0
Directional Coherence	0.188

Metric	Value
Pattern Complexity	0.11
Pattern Repetition	1.0
Detail Frequency Ratio	0.601
Spatial Variation	0.107
Texture Consistency	0.625

BRIGHTNESS & CONTRAST ANALYSIS

Metric	Value
Mean Brightness	0.677
Brightness Variance	0.178
Brightness Uniformity	0.737
Brightness Skewness	-1.221
Brightness Entropy	6.59
Rms Contrast	0.178
Michelson Contrast	0.992
Weber Contrast	0.523
Mean Local Contrast	0.01
Contrast Uniformity	0.0
Dynamic Range	0.996
Effective Dynamic Range	0.592
Shadow Percentage	8.467
Midtone Percentage	18.21
Highlight Percentage	73.323
Shadow Clipping	0.0
Highlight Clipping	0.001
Tonal Balance	0.0
Fine Contrast	0.004
Medium Contrast	0.013
Coarse Contrast	None
Multiscale Contrast Ratio	1.0
Edge Contrast	0.069
Contrast Clustering	0.375

SPATIAL DISTRIBUTION ANALYSIS

Metric	Value
Spatial Coherence	0.776
Color Clustering	0.29
Color Transition Smoothness	0.813
Transition Uniformity	0.588
Sharp Transition Ratio	0.1
Transition Directionality	0.212
Mean Saturation	0.393
Saturation Variance	0.049
Low Saturation Ratio	0.41
Medium Saturation Ratio	0.447
High Saturation Ratio	0.143

Metric	Value
Saturation Clustering	0.999
Hue Concentration	0.961
Complementary Balance	0.0
Analogous Dominance	0.997
Temperature Bias	1.0

Methodology

This analysis employs standardized computational methods for objective image characterization. Color extraction uses k-means clustering algorithm. Texture analysis applies Haralick feature extraction. Brightness metrics include mean, variance, and distribution analysis. Spatial patterns are characterized through coherence and clustering measurements. All methods are deterministic and reproducible. Analysis performed by Multimodal Institute's computational imaging systems.

REFERENCES

- [1] Arnaud Quercy (2025). C Major - Research on Harmony - Variations 17 — Catalog raisonné. <https://arnaudquercy.art/en/catalogue-raisonne/AQC0924.html>
- [2] Quercy, A. (2025). Untitled - Gallery. https://artquamanima.com/en/artworks/2025/11/c-major-research-on-harmony-variations-17_iin.html

[3] Quercy, A. (2025). Computational Image Analysis Standard - MMIDS-CMP-2025 h
<https://multimodal.institute/en/publications/2025/11/mmids-cmp-2025-computational-image-analysis-standard-dg1.html>

EPISTEMIC PROFILE

Claim type	computational analysis
Voice	third person
Epistemic status	empirical measurement
Methodology	computational analysis
Certainty	high

CHECKSUM (SHA-256)

2f7eff2c0c21368b9d8295dcb230258731c3f94c8ecf1ca95d8af2b-f8ae5e095

Artist	Arnaud Quercy
Date	2025
Collection	Synesthetic Explorations
Certificate	20251123-0088
Asset code	AQC0924
Version	1
Published	2026-04-09

© 2026 Multimodal Institute

Published by: Art Quam Anima Publishing New York LLC — publishing.artquamanima.com

Date of publication: 2026-04-09

Persistent URI: <https://multimodal.institute/en/nanopubs/2026/02/AQC0924-computational-image-analysis-aqc0924.pdf>

Content available under Creative Commons Attribution-NonCommercial 4.0 License (CC BY-NC 4.0)